



GUNNESS | Financial Services

Family Wealth Management

Welcome to Gunness Financial Services! We'd like to thank you for choosing to do your financial business with us. We have several exciting online resources, one of which is Account View. Account View, which allows you to keep tabs on your account with us 24/7. While using Account View is certainly not required, we find that a lot of our clients appreciate the convenience and capabilities that it offers. The next few pages will walk you through:

- Setting Up Account View: Access your account information from home.
- Going Paperless: Make your info secure, and cut down on clutter.
- Mobile Access: Make it easier to access your account information on the go.

We hope that you'll find Account View and the tips that follow to be helpful, and please feel free to give us a ring if you have any problems or questions!

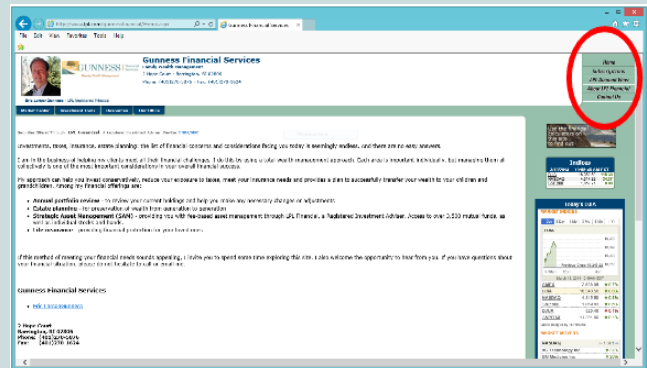
Best Regards,

Larson Gunness And the Gunness Financial Team

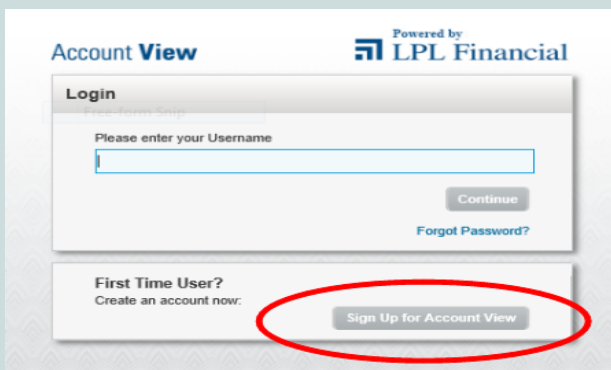
SETTING UP ACCOUNT VIEW:



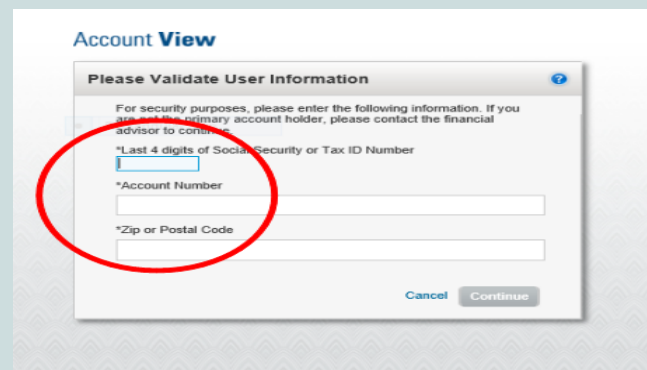
1. Navigate to www.lpl.com/gunnessfinancial in your internet browser, and select your home state from the drop-down menu.



2. In the upper right corner, click the "LPL Account View" button.



3. As a first-time user, click the button to "Sign Up for Account View." You'll need your account number handy when you are registering.



4. Enter your information as prompted, and start exploring Account View!

GOING GREEN(ER):

Once you have your Account View set up, you may want to consider going paperless.

It's quick and easy to be environmentally conscious with Account View by turning off mailed statements and trade confirmations. Besides conserving natural end energy resources, going paperless:

Allows you to be more organized. You can simplify your life by eliminating clutter and unnecessary mail. You can find what you need easily in Account View.

Your account information is safe and secure. By being password protected, online documentation lends an extra layer of security that physical statements can't

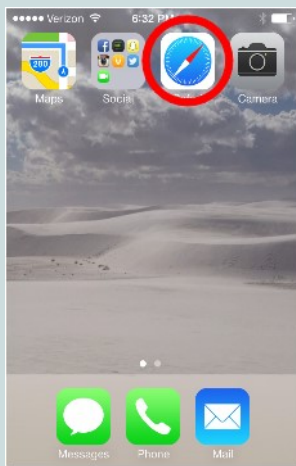
By turning off your paper statements, you will no longer receive a paper statement in the mail. Instead, you will receive an email letting you know that your statement is available in Account View.

You can elect to receive certain documents physically. If you like having a prospectus on paper in your hand, but want to get your statements on-line, you can pick and choose how you'd like to receive your documents.

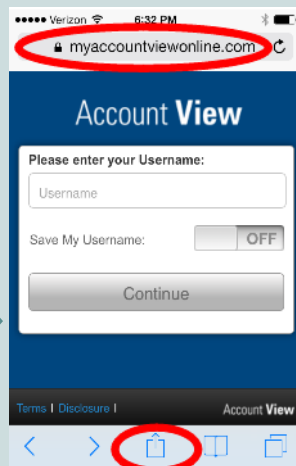
To sign up, click on the Go Green Meter on the Account View homepage or go to the Statements tab and click "Go Paperless". Simple!

GOING MOBILE:

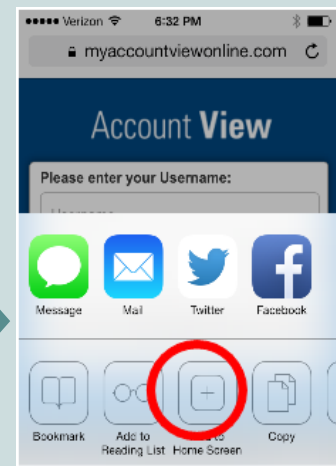
Hello All! I just wanted share a quick word about accessing your Account View Profile from a mobile device. Unfortunately, a stand-alone App is not yet available (though we're told that there's one in development). However, it is entirely possible to access your account through your smartphone/tablet's browser. The address is: www.myaccountviewonline.com. For those of you accessing your profile often (or if you just hate trying to type on those things), take a look below for tips on how to create a Home Screen shortcut on your iPhone



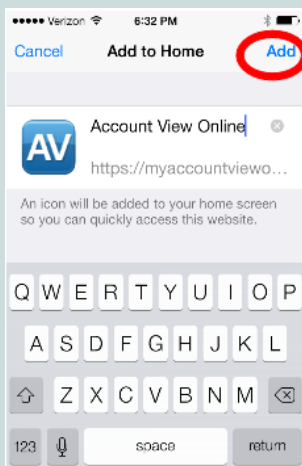
1. Access Safari.



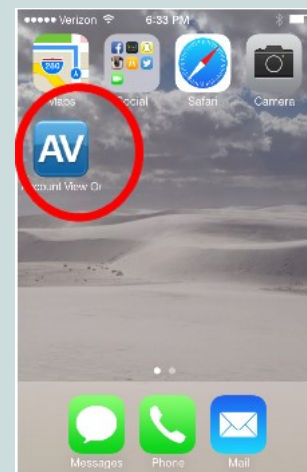
2. Navigate to myaccountviewonline.com, then click on the icon with an arrow pointing out of a square.



3. Select "Add to Home Screen"



4. Name the icon something fun, then click "Add".



5. Viola! Now you can access your account on the go even faster!